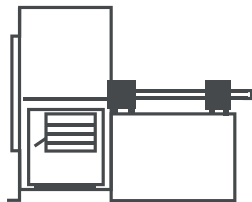
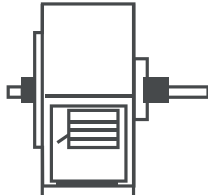
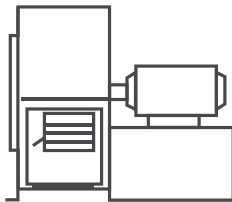
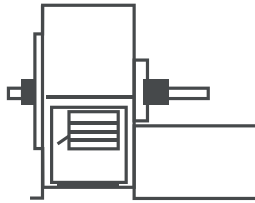
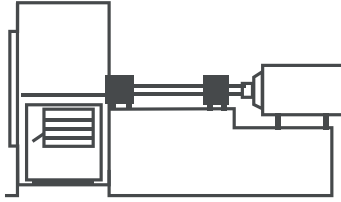
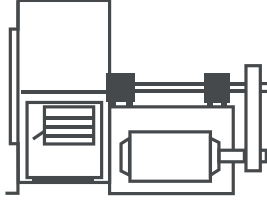
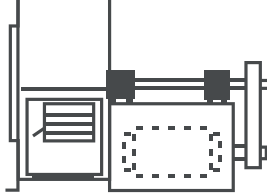


CENTRIFUGAL FAN ARRANGEMENTS

ARRANGEMENT #	DESCRIPTION	
1	This arrangement is very popular for most applications due to the flexibility and the versatility of discharge positions at time of manufacture. Overhung wheel on shaft-and bearing assembly isolates fan bearings from airstream. Normally this arrangement is used for V-belt-drive fans which provides flexibility in fan performance. Motor mounts independently from fan.	
3	Wheel supported between bearings is compact and suitable for clean, dry-air service. Arr. 3 fans are usually sold for V-belt drive fan applications.	
4	Wheel mounted directly on motor shaft to provide the most compact design. Elimination of shaft and bearings for minimum maintenance.	
7	Wheel supported between bearings is compact and suitable for clean, dry-air service. Arr. 7 fans are usually sold for coupling drive fan applications.	
8	Integral pedestal furnished for the motor and coupling. Most flexible of the direct drive arrangements allowing for larger motors, fan sizes and accessories.	
9	An adjustable motor mount featured on this arrangement provides a compact grouping of motor, drive belt and fan. The v-belt drive permits a wide variety of fan speeds. Similar to Arrangement 1, but with motor mounted on side of fan pedestal reducing overall size and field-installation costs.	
10	Compact, packaged design with motor mounted within the fan pedestal. Minimum field installation labor required.	

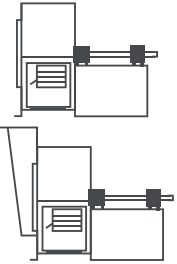
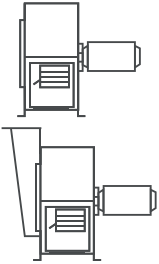
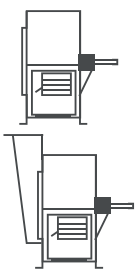
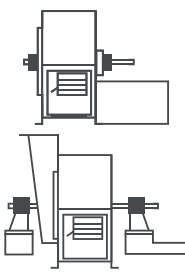
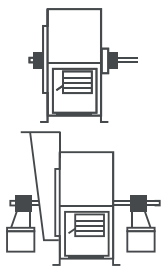
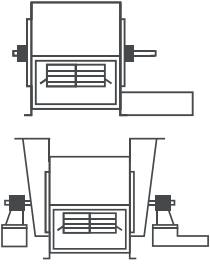
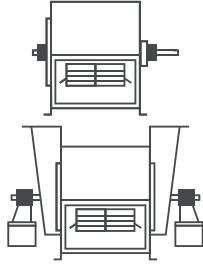
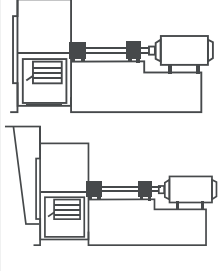
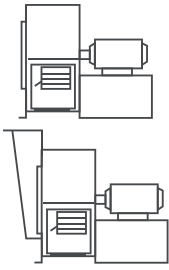
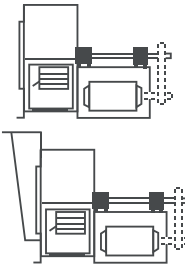
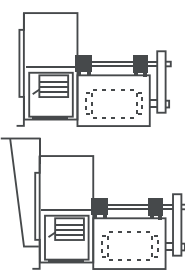


THE NEW YORK
BLOWER COMPANY

800-208-7918

nyb.com

BR-121
08.20.R0

AMCA DRIVE ARRANGEMENT	ISO 13349 DRIVE ARRANGEMENT	DESCRIPTION	FAN CONFIGURATION / ALT. FAN CONFIGURATION	AMCA DRIVE ARRANGEMENT	ISO 13349 DRIVE ARRANGEMENT	DESCRIPTION	FAN CONFIGURATION / ALT. FAN CONFIGURATION
1 SWSI	1 or 12 (Arr. 1 w/ subbase)	For belt or direct drive. Impeller overhung on shaft, two bearings mounted on pedestal base. <i>Alternative:</i> bearings mounted on independent pedestals, with or without inlet box.		5 SWSI	5	For direct drive. Impeller overhung on shaft. No bearings on fan. Motor flange mounted to casing. <i>Alternative:</i> with inlet box.	
2 SWSI	2	For belt or direct drive. Impeller overhung on shaft, bearings mounted in bracket supported by the fan casing. <i>Alternative:</i> with inlet box.		7 SWSI	7	For coupling drive. Generally the same as Arr. 3 with base for the prime mover. <i>Alternative:</i> bearings mounted on independent pedestals with or without inlet box.	
3 SWSI	3 or 11 (Arr. 3 w/ subbase)	For belt or direct drive. Impeller mounted on shaft between bearings supported by the fan casing. <i>Alternative:</i> bearings mounted on independent pedestals, with or without inlet box.		7 DWDI	17 (Arr. 6 with base for motor)	For coupling drive. Generally the same as Arr. 3 with base for the prime mover. <i>Alternative:</i> bearings mounted on independent pedestals with or without inlet box.	
3 DWDI	6 or 18 (Arr. 6 w/ subbase)	For belt or direct drive. Impeller mounted on shaft between bearings supported by the fan casing. <i>Alternative:</i> bearings mounted on independent pedestals, with or without inlet boxes.		8 SWSI	8	For direct drive. Generally the same as Arr. 1 with base for the prime mover. <i>Alternative:</i> bearings mounted on independent pedestals with or without inlet box.	
4 SWSI	4	For direct drive. Impeller overhung on motor shaft. No bearings on fan. Motor mounted on base. <i>Alternative:</i> with inlet box.		9 SWSI	9	For belt drive. Impeller overhung on shaft, two bearings mounted on pedestal base. Motor mounted on the outside of the bearing base. <i>Alternative:</i> with inlet box.	
				10 SWSI	10	For belt drive. Generally the same as Arr. 9 with motor mounted inside of the bearing pedestal. <i>Alternative:</i> with inlet box.	

Charts are Reprinted from
AMCA Publications 99-16, Standards Handbook
ALL FAN ORIENTATIONS MAY BE HORIZONTAL OR VERTICAL